

--	--	--	--	--

--	--	--	--

0652/05

October/November 2008

1 hour 30 minutes

Candidates answer on the Question Paper.

Additional Materials: As listed in Instructions to Supervisors.

READ THESE INSTRUCTIONS FIRST

Write your Centre number, candidate number and name on all the work you hand in.

Write in dark blue or black pen.

You may use a pencil for any diagrams, graphs or rough working.

Do not use staples, paper clips, highlighters, glue or correction fluid.

DO NOT WRITE IN ANY BARCODES

Answer **all** questions.

Chemistry practical notes for this paper are printed on page 12.

At the end of the examination, fasten all your work securely together.

The number of marks is given in brackets [] at the end of each question or part question.

For Examiner's Use	
1	
2	
Total	

This document consists of **8** printed pages and **4** blank pages.

- 1 You are going to make various measurements with a spring that will enable you to determine a value for the acceleration of free fall, g .

Set up the apparatus as shown in Fig. 1.1. Make sure that there is sufficient room below the spring to allow for stretching and that the rule is clamped with the zero at the bottom.

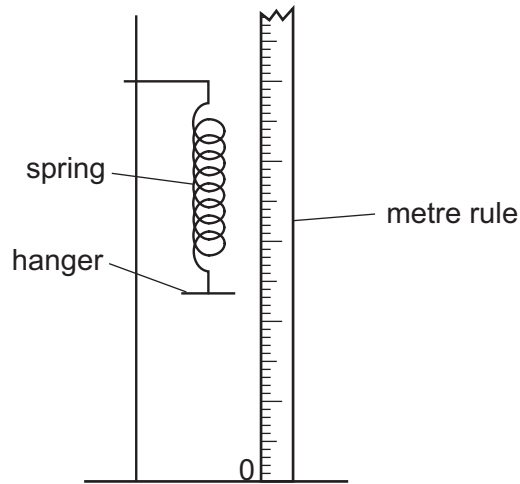


Fig. 1.1

- (a) Read and record the position of the bottom of the hanger.
- Add a 200 g mass to the hanger.
 - Using the metre rule, read and record the new position of the bottom of the hanger.
 - Calculate the extension, E , which is the difference between the **two** values.

position of hanger with no mass added = mm

position of hanger with 200 g mass = mm

extension, E = mm

[1]

- (b) Replace the 200 g mass with 150 g.
- Remove the metre rule
 - Pull down the hanger about 20 mm and release it to allow the spring to gently oscillate in a vertical direction.
 - Time 20 oscillations and record this time in Fig. 1.3.

Fig. 1.2 may help you to understand what is meant by *one complete oscillation*.

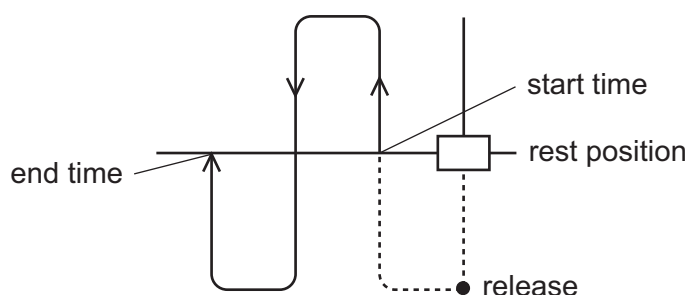


Fig. 1.2

- (c) You are now going to repeat the timing of 20 oscillations three more times using different masses. Choose a range of masses in the region 150 g to 300 g. Record the times in Fig. 1.3.

mass / g	time for 20 oscillations / s	T / s time for 1 oscillation	T^2 / s^2
150			

Fig. 1.3


[4]

- (d) Complete Fig. 1.3 by calculating the time, T , for 1 oscillation. This is done by dividing the time for 20 oscillations by 20. Then square each value to calculate T^2 to two decimal places.

- (e) Plot a graph of T^2 (vertical axis) against the mass.
Draw the best straight line through your points.

[4]

For
Examiner's
Use



- (f) Use the graph to measure the gradient of the line. Show clearly on your graph how you did this.

gradient = s^2/g [2]

- (g) Use the gradient from (f) and the extension, E , from (a) to find the value of g , using the formula,

$$g = \frac{E \times 0.0002}{\text{gradient}}$$

[2]

- (h) How could you improve the accuracy of this experiment? Suggest at least **two** ways by which this could be achieved.

*For
Examiner's
Use*

.....

.....

.....

.....

[2]

- 2 You are provided with two solids, **A** and **C**, and a solution of an iron salt labelled **B**. Carry out the following tests, recording all your observations in the appropriate spaces.

For
Examiner's
Use

- (a) Dissolve about three quarters of solid **A** in 20 cm³ of water. Use about 2 cm³ portions for each of the following tests.

- (i) To about 2 cm³ of the solution of **A**, add aqueous barium chloride followed by dilute hydrochloric acid.

observation [1]

- (ii) To about 2 cm³ of the solution of **A**, add the piece of magnesium ribbon and test any gas with a lighted spill.

observation

result of test with lighted spill

name of gas [3]

- (iii) To about 2 cm³ of the solution of **A** add solid sodium carbonate.

observation [1]

What **two** facts can you deduce about solid **A**?

.....
..... [2]

- (b) Solution **B** is iron chloride. You are required to carry out an experiment of your own to decide whether it is iron(II) or iron(III) chloride.

Describe your test and observations, clearly stating which compound of iron is present. Keep a 1 cm³ portion of solution **B** for use in (c)(iii).

test

.....

observation

.....

result [3]

(c) Dissolve solid **C** in about 10 cm³ of warm water. Use about 2 cm³ portions of this solution for each of the following tests.

(i) Dip a piece of filter paper into solution **X** and then into a 2 cm³ portion of solution **C**.

observation [1]

(ii) To about 2 cm³ of the solution of **C**, add aqueous barium chloride, followed by dilute hydrochloric acid

observation [2]
.....

(iii) Place about 1 cm³ of solution **B** in a large test-tube. Add a 2 cm³ portion of solution **C** and about 3 cm³ dilute hydrochloric acid and bring to the boil. After cooling, add aqueous sodium hydroxide until no further change is seen.

observation [1]

(d) What chemical change has taken place in solution **B**?

..... [1]

BLANK PAGE

CHEMISTRY PRACTICAL NOTES

Test for anions

<i>anion</i>	<i>test</i>	<i>test result</i>
carbonate (CO_3^{2-})	add dilute acid	effervescence, carbon dioxide produced
chloride (Cl^-) [in solution]	acidify with dilute nitric acid, then add aqueous silver nitrate	white ppt.
nitrate (NO_3^-) [in solution]	add aqueous sodium hydroxide then aluminium foil; warm carefully	ammonia produced
sulphate (SO_4^{2-}) [in solution]	acidify then add aqueous barium chloride <i>or</i> aqueous barium nitrate	white ppt.

Test for aqueous cations

<i>cation</i>	<i>effect of aqueous sodium hydroxide</i>	<i>effect of aqueous ammonia</i>
ammonium (NH_4^+)	ammonia produced on warming	-
copper(II) (Cu^{2+})	light blue ppt., insoluble in excess	light blue ppt., soluble in excess giving a dark blue solution
iron(II) (Fe^{2+})	green ppt., insoluble in excess	green ppt., insoluble in excess
iron(III) (Fe^{3+})	red-brown ppt., insoluble in excess	red-brown ppt., insoluble in excess
zinc (Zn^{2+})	white ppt., soluble in excess giving a colourless solution	white ppt., soluble in excess, giving a colourless solution

Test for gases

<i>gas</i>	<i>test and test results</i>
ammonia (NH_3)	turns damp litmus paper blue
carbon dioxide (CO_2)	turns limewater milky
chlorine (Cl_2)	bleaches damp litmus paper
hydrogen (H_2)	“pops” with a lighted splint
oxygen (O_2)	relights a glowing splint

Permission to reproduce items where third-party owned material protected by copyright is included has been sought and cleared where possible. Every reasonable effort has been made by the publisher (UCLES) to trace copyright holders, but if any items requiring clearance have unwittingly been included, the publisher will be pleased to make amends at the earliest possible opportunity.

University of Cambridge International Examinations is part of the Cambridge Assessment Group. Cambridge Assessment is the brand name of University of Cambridge Local Examinations Syndicate (UCLES), which is itself a department of the University of Cambridge.